

User registration for e-Reg (MitID for businesses-login)

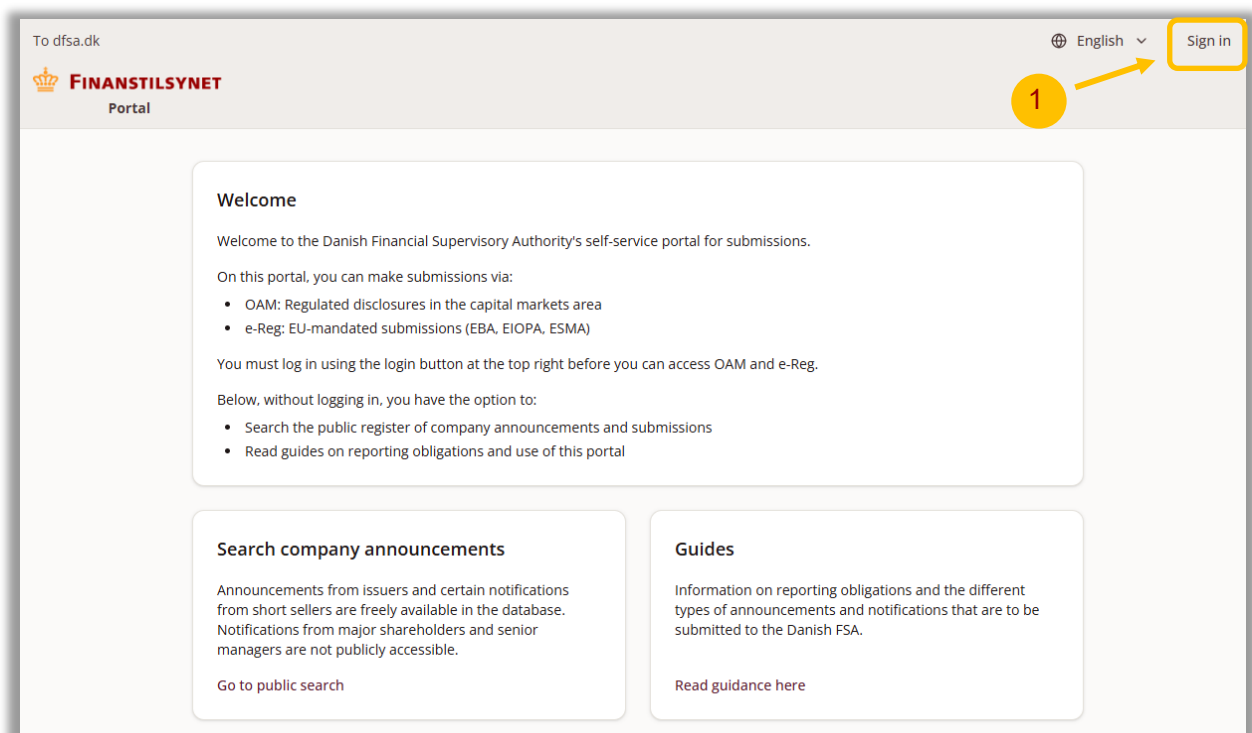
This guide explains how reporters can obtain a user account for the Danish Financial Supervisory Authority's portal for ESA-related reporting, e-Regulatory ("e-Reg"), using MitID for businesses, aka. MitID Erhverv (not private MitID), as the login method.

Creation of user account


(1) Navigate to the Danish Financial Supervisory Authority's self-service portal using the link below:

<https://portal.finanstilsynet.dk/>

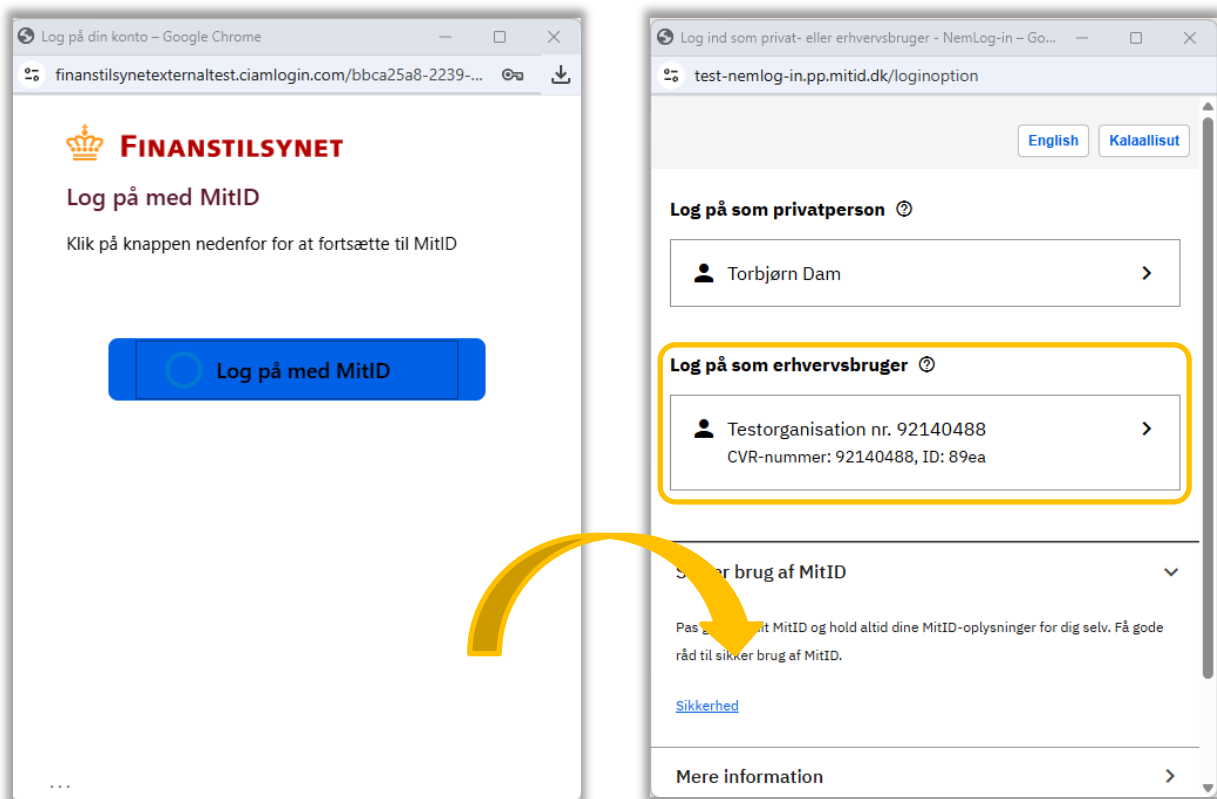
You will be presented with the page below, where you should click "Sign in" in the top right corner.



- (2) After clicking “Sign in”, you will be presented with the page below, where you should click “Sign in as foreign user”.



- (3) You will be taken through the standard MitID flow. At the end, remember to select logging in as business user (“Log på som erhvervsbruger”). Logging in with a private MitID user is not permitted in e-Reg and will result in an error.



- (4) After successful login, you should end up on the page shown below. You have now created a user account for e-Reg. However, you do not yet have any rights in e-Reg to submit reports on behalf of companies.

As long as you do not have any rights in e-Reg, you will still not be able to log in to your newly created user account, as you do not yet have any permissions in e-Reg. For now, you will be met with the message shown at the bottom of the image.

To dfsa.dk English

FINANSTILSYNET
Portal

Select application to access

OAM

Submit company announcements

Regulated announcements in the capital markets area must be submitted to the Danish FSA via the OAM system.

In OAM, you can submit reports as:

- Issuer of securities
- Major shareholder
- Senior manager or closely associated person
- Short seller

[Go to OAM](#)

e-Reg

If you need to submit an EU report (to EBA, EIOPA, or ESMA) to the Danish FSA, you must use the e-Reg portal.

You do not have access to e-Reg. On our [website](#), you will find a user creation form that you can use to request access. If you have any questions, you are welcome to contact us at e-reg@ftnet.dk.

Remember my choice for 5 days

From here, you therefore need to submit an application for rights to the Danish Financial Supervisory Authority's e-Reg team.

You can find help and guidance on how to submit such a rights application on our website here: <https://www.dfsa.dk/reporting/new-reporting-system-for-eu-reports>

When can you log in to e-Reg?

Only once you have received confirmation that the rights have been assigned to your user account will you be able to fully log in to e-Reg with your MitID for businesses (MitID Erhverv) login via the self-service portal (as described in steps (1), (2), and (3) above).