



Assigning powers of attorney in the Danish FSA's OAM system and how to use authorisation powers

How to grant other users or companies authorisation to report on your or your company's behalf

Once you or your company have been registered in the Danish FSA's OAM system, you have the option to assign a technical submission authorisation, i.e. power of attorney, to a reporting party of your choice. Please note that this reporting party of your choice also needs to have a registered user account or be a registered company in the OAM system.

Firstly, you need to know the relevant user account's or company's unique ID in the OAM system or the company's national business ID before you can assign this person or company as a reporting party that will be able to submit announcements and notifications on your or your company's behalf. Please note that technical powers of attorney can only be granted to either a personal user account or a company if the reporting party of your choice is either a person or a firm, respectively.

That is, personal user accounts have their own unique ID, which should be used to grant power of attorney to this person. Employee user accounts that are associated with a company also have their own unique IDs; however, employee user accounts cannot be granted powers of attorney individually. Instead, powers of attorney can be granted to the company, in which case all employee user accounts that are associated with this specific company automatically will be granted power of attorney.

Thus, if you don't know the unique ID of the reporting party of your choice, you need to ask the relevant person or company about their unique ID. When you know the unique ID of the person or company that you wish to assign as a reporting party, go to 'Powers of attorney' in the user menu.

Submit company announcement

Welcome to the Danish Financial Supervisory Authority's (Danish FSA) OAM, which is a reporting portal for company announcements. Regulated announcements relating to the capital markets must be submitted to the Danish FSA via the OAM system.

Documents related to takeover bids must be submitted by the offeror or the target company. The Danish FSA ensures that approved prospectuses are submitted in OAM. The listed company and the person subject to the reporting obligation are responsible for the content of the information submitted.

[Shortseller](#)[Managers' transaction](#)[Shareholder](#)[Issuer](#)

Search company announcements

Announcements from issuers and certain notifications from short sellers are freely available in the database. Notifications from major shareholders and senior managers are not publicly accessible.

[Go to public search](#)


Guides

Information on reporting obligations and the different types of announcements and notifications that are to be submitted to the Danish FSA.

[Read guidance here](#)

From this page, you can see all your powers of attorney; you can see all powers of attorney that you or your company have granted to others, and you can see all powers of attorney that have been granted to you or your company as well. Furthermore, you can see whether the listed powers of attorney are active or not, and from here you are also able to deactivate the powers of attorney that you or your company have granted to others.¹

To dfsa.dk
English
Test User Five


FINANSTILSYNET
OAM

Announcements
Power of Attorney
Master Data

Power of Attorney

Your user ID: 27272727-2727-2727-2727-2727272727

Power of attorneys granted to others ⓘ

Grant ⓘ

Unique ID ⓘ	Assigned to ⓘ	Status ⓘ	Created date ⓘ	Created by ⓘ	Last used ⓘ	
05050505-0505-0505-0505-05050505		Active	21-11-2025 13:05:02	Anders Advokatsen	-	Deactivate ⓘ
04040404-0404-0404-0404-04040404		Active	24-11-2025 08:41:14	TestUser Five	-	Deactivate ⓘ

Elements: 1 - 2 of 2
Elements per page: 5
Page: 1 of 1

Powers of attorney granted to this user ⓘ

Request ⓘ

Unique ID ⓘ	Assigned on behalf of ⓘ	Status ⓘ	Created date ⓘ	Created by ⓘ	Last used ⓘ
08080808-0808-0808-0808-08080808	Virksomhed Z	Active	02-09-2025 02:00:00	System	26-11-2025 10:42:07


¹ Likewise, a power of attorney that has been granted to you or your company can only be deactivated by the person or company that has granted you or your company this power of attorney.

Click 'Grant' in order to grant others a technical power of attorney in the OAM system.

To dfsa.dk

English

Test User Five



Announcements

Power of Attorney

Master Data

Power of Attorney

Your user ID: 27272727-2727-2727-2727-2727272727

Power of attorneys granted to others

Grant

Unique ID	Assigned to	Status	Created date	Created by	Last used
05050505-0505-0505-0505-0505050505					
04040404-0404-0404-0404-0404040404					

Elements: 1 - 2 of 2

Deactivate

Deactivate

Powers of attorney granted to this user

Request

Unique ID	Assigned on behalf of	Status	Created date	Created by	Last used
08080808-0808-0808-0808-0808080808	Virksomhed Z	Active	02-09-2025 02:00:00	System	26-11-2025 10:42:07

Grant Power of Attorney

Unique ID or National Business ID

Enter unique ID or National Business ID

Search

It is possible to grant power of attorney to personal users who do not represent a company and / or to companies and their affiliated users. When granting a power of attorney to a company, all users associated with that company receive a power of attorney to report on behalf of you or your company. When a company or employee from a company is to be granted a power of attorney, it is the company's unique ID or National Business ID that must be used. Employees associated with a company also have unique user IDs, but it is the company's own unique ID that must be used when granting a power of attorney.

Cancel

Grant

Here you will need to state the unique ID of the user account or company that you wish to grant power of attorney to. Remember that it is the company's unique ID you will have to use here if you want to grant power of attorney to a company (and not the unique IDs of the individual users associated with this company). When submitting a valid unique ID, you will be able to see basic information about the person or company that you are about to grant power of attorney.

Grant Power of Attorney

Unique ID or National Business ID

Company

Name:

Virksomhed Z

Email:


oamtestemails@ftnet.dk

Please confirm this is the correct user or company before proceeding with the assignment.

It is possible to grant power of attorney to personal users who do not represent a company and / or to companies and their affiliated users. When granting a power of attorney to a company, all users associated with that company receive a power of attorney to report on behalf of you or your company. When a company or employee from a company is to be granted a power of attorney, it is the company's unique ID or National Business ID that must be used. Employees associated with a company also have unique user IDs, but it is the company's own unique ID that must be used when granting a power of attorney.


If everything looks okay, press 'Grant' and the person or company in question will now have authorisation to submit announcements and notifications on your or your company's behalf.

To dfsa.dk



English

Test User Five



Announcements

Power of Attorney

Master Data

Power of Attorney

Your user ID: 27272727-2727-2727-2727-2727272727

Power of attorneys granted to others

Grant

Elements: 1 - 3 of 3

Elements per page: 5

Page: 1 of 1

Powers of attorney granted to this user

Request

How to use a power of attorney to submit on others' behalf

When you want to exercise your authorisation rights, you must look for the boxes you are able to tick off at the start of each type of announcement or notification you are about to submit.

This way, you will be able to select from a dropdown list the person or company you have been granted power of attorney by in order to submit announcements and notifications on their behalf.

Master data
Notification
Receipt information
Check your entries

Master data

Announcement-ID [?]

300000764


PLEASE NOTE: THIS ANNOUNCEMENT WILL AUTOMATICALLY BE MADE AVAILABLE TO THE PUBLIC IN THE OAM SYSTEM.

ANNOUNCER

Reported by [?]

TestUser Five

ISSUER

☒ Announcement on behalf of another party [?]


Announcement on behalf of another party [?]

Reporting on behalf of

Please select: ▾

Please select:
Virksomhed Z | 12345679
Virksomhed X | 1234512345
Virksomhed Y | 1234567
TestUser One

Lawyers' special rights when it comes to powers of attorney

If your company has been granted "lawyer rights" by the Danish FSA in the OAM system, you will have the special ability to assign powers of attorney to your own company on others' behalf.

Only law firms with Danish national business IDs that are registered with the correct industry code²³ in the Danish Business Register (CVR) are able to apply for lawyer rights in the OAM system. The OAM system automatically detects whether these criteria are met when a company is registered in the system. Only then, users associated with this company will be able to apply for lawyer rights. Lawyer rights are then assigned not to the individual user account(s), but to all the user accounts associated with this law firm.

However, as a lawyer, you must, just like users that wish to grant power of attorney to others, also know your clients' unique IDs before you can authorise yourself to submit announcements and notifications on their behalf. Thus, before you can act as a lawyer and exercise your lawyer rights, your clients must be registered as users or companies in the OAM system, and you must know their unique IDs.

² All authorised law firms have the same industry code in the national Danish Business Register (CVR).



Power of Attorney

Your company ID: 05050505-0505-0505-0505-050505050505

Power of attorneys granted to others ⓘ

[Grant](#) ⓘ

Unique ID ⓘ	Assigned to ⓘ	Status ⓘ	Created date ⓘ	Created by ⓘ	Last used ⓘ	
04040404-0404-0404-0404-040404040404		Active	21-11-2025 14:29:36	Anders Advokatsen	25-11-2025 16:26:37	Deactivate ⓘ

Elements: 1 - 1 of 1

Elements per page:

5

Page:

1

of 1

<<

<

>

>>

Powers of attorney granted to this user (via your company) ⓘ

[Grant](#) ⓘ

Unique ID ⓘ	Assigned on behalf of ⓘ	Status ⓘ	Created date ⓘ	Created by ⓘ	Last used ⓘ	
29292929-2929-2929-2929-292929292929		Inactive	21-11-2025 12:48:31	TestUser Two	21-11-2025 14:17:51	Reactivate ⓘ
30303030-3030-3030-3030-303030303030		Active	21-11-2025 13:03:58	Anders Advokatsen	-	Deactivate ⓘ